

# The HPC Skill Tree – A Brief Overview

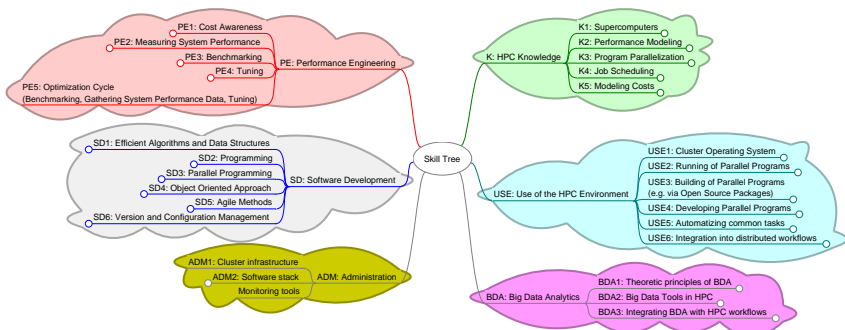
Kai Himstedt – On Behalf of the HPC-CF Board

*BoF: International HPC Certification Program*

ISC 19, Frankfurt, Germany

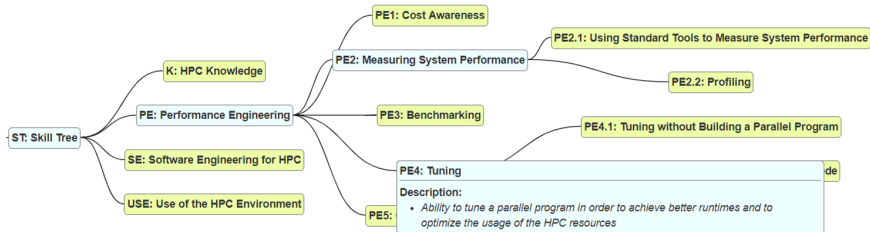
June 18, 2019

# Representing HPC Competences by Skills



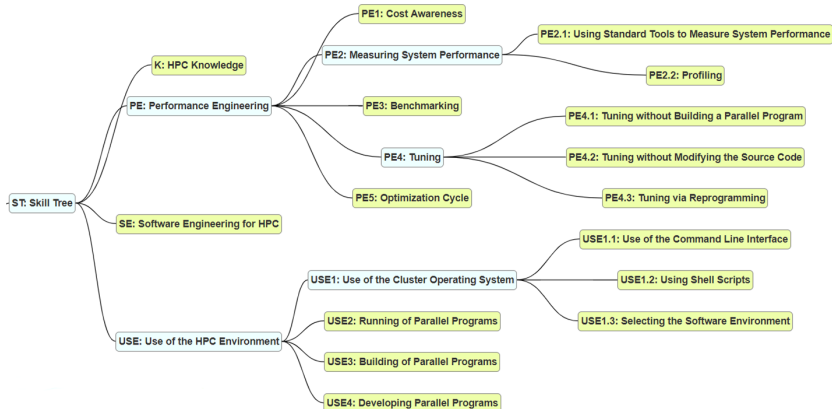
## First Two Levels of the Current Skill Tree

# Classification of HPC Competences



- Skills close to the root:                      Generic
- Skills at leaf level:                              Specific
- Granularity: 1.5 to 4h of learning material per leaf

# Why Do We Use a Tree?



- Skills are generally built upon one another
- Skills depend on sub-skills

# Current Skill Tree Statistics

There are 6 major branches at level 1

- HPC Knowledge (K)
- Performance Engineering (PE)
- Software Engineering / Software Development (SE / SD)
- Use of the HPC Environment (USE)
- Big Data Analytics (BDA) (recently added)
- Administration (ADM) (recently added)

Skills at level 2:  $\approx 31$ ; at level 3:  $\approx 50$ ; at level 4:  $\approx 5$

Skills at the leaf level:  $\approx 66$

# Definition of a Skill (1)

Each skill consists of

- Unique name / ID

e.g. *Benchmarking / PE3*

- Background information

- Motivation

Benchmarking example:

*Benchmarking is essential in the HPC environment to determine speedup and efficiencies of a parallel program*

- Main focus

Benchmarking example:

*Benchmarking emphasizes on carrying out controlled experiments to measure the runtimes of parallel programs*

- Educational level: *Basic, Intermediate, Expert*

## Definition of a Skill (2)

...

- Aim ("What is covered by the skill")

Benchmarking example:

*comprehending and describing the basic approach of benchmarking to assess speedups and efficiencies of a parallel program*

- Learning outcomes ("What are the students learning")

Benchmarking example (extract):

*measuring runtimes (e.g. /usr/bin/time)  
performing experiments using 1, 2, 4, 8, 16, ... nodes  
generating a typical speedup plot*

...

- List of dependencies from sub-skills

Analogy: targets and dependencies in a *Makefile*

# Using the Skill Tree in the PeCoH Project

K. Himstedt, N. Hübbe, S. Schröder, M. Kuhn, J. Kunkel,  
T. Ludwig, S. Olbrich, M. Riebisch, H. Stüben

*BoF: International HPC Certification Program*  
ISC 19, Frankfurt, Germany  
June 18, 2019



# Performance Conscious HPC (PeCoH)

Three Hamburg compute centers involved

- German Climate Computing Center / Deutsches Klimarechenzentrum (DKRZ)
- Regional Computing Center / Regionales Rechenzentrum der Universität Hamburg (RRZ)
- Computer Center of Hamburg University of Technology / RZ der Technischen Universität Hamburg (TUHH RZ)

Major project goals

- Efficient usage of HPC resources by well-trained users
- Reduced efforts for user support

We have the role as content provider for *Basic* HPC skills

# Sets of Skills Can Easily Be Bundled

## GSWHC-B Getting Started with HPC Clusters

- K1.1-B System Architectures
- K1.2-B Hardware Architectures
- K1.3-B I/O Architectures
- K2-B Performance Modeling
  - K2.1-B Performance Frontiers ← CURRENT READING POSITION
- K3.3-B Parallelization Overheads
- K3.4-B Domain Decomposition
- K4-B Job Scheduling
- USE1-B Use of the Cluster Operating System
  - USE1.1-B Use of the Command Line Interface
  - USE1.2-B Using Shell Scripts
  - USE1.3-B Selecting the Software Environment
- USE2.1-B Use of a Workload Manager
- PE3-B Benchmarking

Available soon via Hamburg HPC Competence Center (HHCC): <https://www.hhcc.uni-hamburg.de/>

# Mapping 110 Slides to the Skill Tree (1)

How to produce content for *Basic* level skills?

- Idea: mapping of existing material to the skill tree
- Selected: course in Parallel Programming (110 slides)
- Assign each slide to the appropriate skill in the tree

Observations

- All slides could be uniquely assigned
- Often blocks of consecutive slides were assigned to the same skill
- Consecutive blocks are "scattered" in the tree
- Slides do not fully cover all learning objectives for every skill in "Getting started with HPC Clusters"

# Mapping 110 Slides to the Skill Tree (2)

## Findings

- Mapping requires a certain amount of time
  - Overhead for creating and managing a "mapping table"
  - Scanning of skill tree for each slide to find the match
  - Time needed on average: a few minutes per slide
- Original course structure gets lost during mapping
  - Not a problem: focus was on the content of the course
- Further mapping of existing material is necessary to complete "Getting started with HPC Clusters"